

# Beechwood Primary Academy

## Weekly Newsletter

"Living, learning and thriving"



Rockfield Avenue, Southway, Plymouth, PL6 6DX  
Tel : 01752 706360  
Email : [beechwood.office@discoverymat.co.uk](mailto:beechwood.office@discoverymat.co.uk)  
Website : [www.beechwood-primary.co.uk](http://www.beechwood-primary.co.uk)



Please follow us on the Discovery Multi Academy Trust Facebook page

## 22nd January 2021

### DIARY DATES

*(These dates may be subject to change)*



#### 2020/2021

Mon 15th Feb to Fri 19th Feb - HALF TERM  
Mon 22nd Feb Non Pupil Day  
Fri 2nd April to Fri 16th April - EASTER BREAK  
Mon 3rd May Bank Holiday  
Mon 31st May Fri 4th June - HALF TERM  
Mon 26th July to Tues 7th Sept - SUMMER BREAK

### KEY WORKERS

It is essential that if you are a key worker and you are sending your child to school, that you DO NOT send them when you are at home. We have been asked to limit the numbers of children in school, and this will support us in being able to maintain this. Thank you.



### ON-LINE LEARNING

We hope that you have managed to access your child's on-line learning and that they have been able to attend the daily live streams with their year group. Information has been uploaded to our website giving help and instructions if required. This information can be found in the **Learning - Home Learning** tab using the following link to our website

[www.beechwood-primary.co.uk](http://www.beechwood-primary.co.uk)

Also on our website under the **Learning - Useful links for educational website** tab, we have added some useful links to educational learning information such as BBC Bitesize that may compliment learning if required. If you require any information about logging onto e-schools or Tapestry, or any information about your child's learning while they are away from school, please do not hesitate to contact the school office who can make sure your query is directed to the teacher.

Thank you.

### INTERNET ACCESS

Please follow the link below. This gives information to help those families who don't have access to the internet.

<https://get-help-with-tech.education.gov.uk/internet-access>

### IMPORTANT NOTICE TO PARENTS FREE SCHOOL MEAL CRITERIA



You may be entitled to apply for your child/ren if you receive Universal Credit, Income Support, Income based Job Seekers Allowance, Income related Element of Employment and Support Allowance, Guaranteed Credit element of Pension Credit or Child Tax Credit (working Tax Credit) with an annual income of £16,190 or less.

We would urge parents who may be eligible for Free School Meals for their children to complete an on-line application form on Plymouth City Council's website or contact the school office for a form as soon as possible.

This is very important, even if your child does not wish to take up the free meal. The register of FSM entitlement affects our overall school budget and we may be missing out on funding as a result.

Please do not confuse this with Universal Free School Meal entitlement for children in Years Reception to Year Two.

### FSM Food Hampers

For children already in receipt of Free School Meals, please continue to collect your food hamper from school every **Wednesday between 1.30 and 2.30pm**. It is important that you please call the school office if your situation changes and you no longer require your hamper, so that your order can be cancelled in advance. Thank you.



Hampers prepared this week by CaterEd and school staff.



Mila - Flutter Class




Maya, Mia and Altejus Cloud Class

The children in Flutter, Cloud and Nest classes have been working hard this week. We are very proud of what they have achieved both in school and at home. We always look forward to seeing what you have been up to. Keep up the super learning, well done!

## Flutter, Cloud and Nest Classes



Isabelle, Aubrey, Maya And Ethan - Cloud Class




Georgia - Flutter Class



Harper-Rose - Cloud



Teddy, Lily and Ollie Cloud and Nest Class



Esmee - Nest Class



Koden - Nest Class



Leon - Flutter Class



Timothy - Cloud Class



Lottie - Cloud Class



Blakelee - Nest Class



Aubrey - Cloud Class

Adam - Cloud Class






## Charm and Aurora Classes



This week in school, Year 2 have been creating a display all about Knights. The children made Knights using card and split pins to make their arms and legs move.

Drawing of a 'poetry map' helping the children remember the words to the 'Tell me a dragon' poetry book.

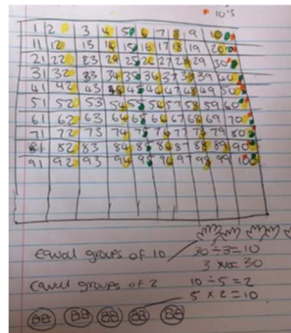


Keon has worked really hard practicing his 5 times table.

## Pride and Dazzle Classes



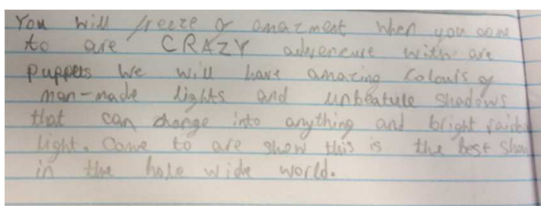
## Kianna and Willow



Leo




Luna

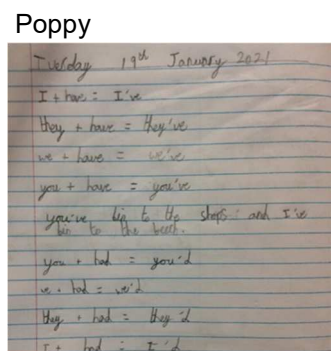


Zuzanna

This week we have been practicing our contractions in grammar, using our persuasive vocabulary in English and looking at division and multiplication in maths. We have also been learning about the lives of the Ancient Egyptians.



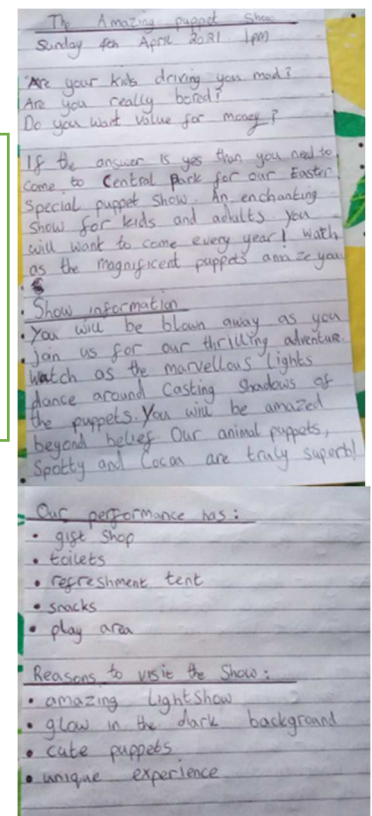
Lewis



Poppy



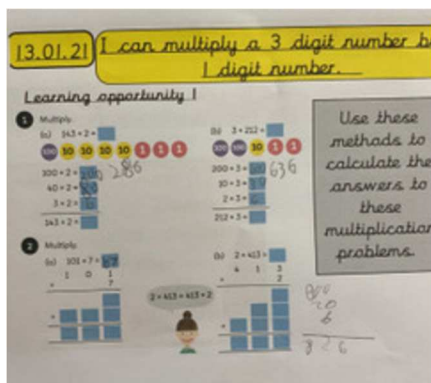
Willow




## Ruby



# Swarm and Memory Class




Noah has been working really hard on his written method for multiplication.




Sophia's  
fantasic  
noun  
phrases!

This week we have been learning about how the Romans lived and the impact they had on our life today. We studied a variety of Roman artefacts, looked at some of the design and engineering feats and made Roman menus! In maths we have been learning how to multiply two and three digit numbers with one digit numbers using a written method.



The children in Educare made menus for the 'Popina Lignum Fagos'. That means 'The Beechwood Café' in Latin!



Here is Liam's menu.



The Educare children had a visit from a Roman Soldier! They called him Swarmus Maximus! Here is Alfie's labelled Roman soldier. Do you think they look alike?




Jenson's turtle reading comprehension.



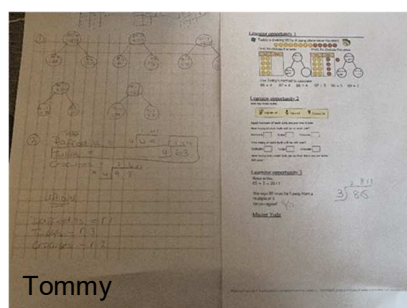
Billy thinks the Romans greatest legacy to us was the roads they left behind.

## Flamboyance and Parliament Class

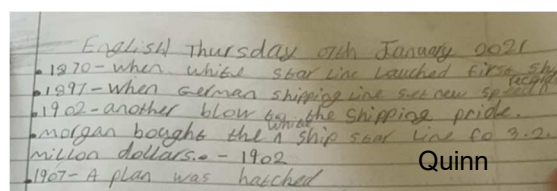
This week we have been exploring Non-Chronological reports linking them to our History learning of the Titanic. In maths, we have been focusing on multiplication and division. The children have found this tricky but have shown great resilience. For science, we have been looking at changing materials and their properties.





Chloe H




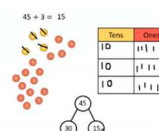
Tommy



Quinn




Katie

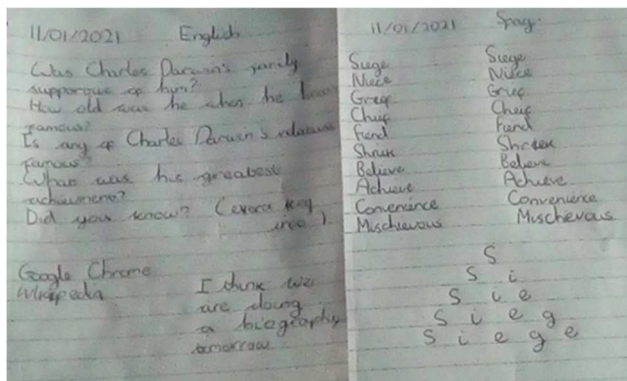


Paisleigh

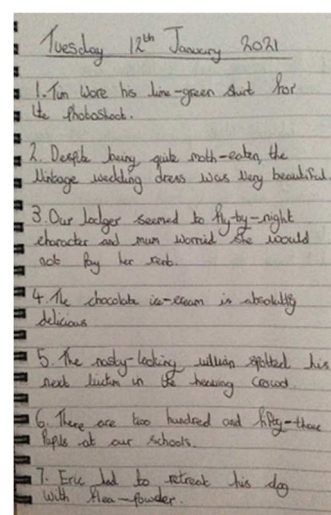
# Pandemonium And Wisdom Class



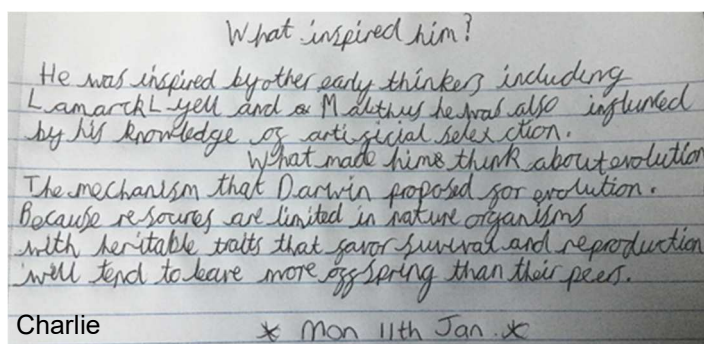
Leo




Charlie



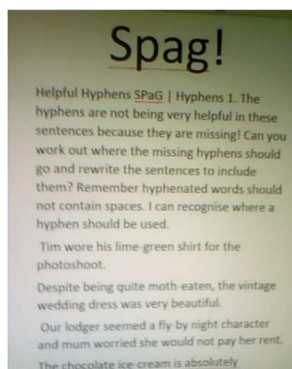
Shayla




Charlie




Sammie



Spag!



## Ruby






Layla

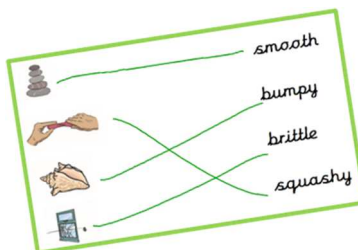
This week we have been exploring biographies and the features that we need to include. We are continuing to build on our writing skills so we are able to complete our hot write on Friday. In Maths we have continued our learning about decimals. We have also completed a computing unit and PSHE work all about what makes us diverse and special.

# Tower Class

This week Year 1 have learnt new sounds. They have been learning about speech marks and question marks.



We have talked about different emotions and linked these to how the little pigs felt when the wolf tried to blow their houses down



We have been learning about materials and their properties in science. Lily-May has done a great job at describing a table.



**National Online Safety**  
@NationalOnlineSafety

# 10 TOP TIPS

## REMOTE LEARNING FOR CHILDREN

Remote learning can be a great way to continue learning outside the classroom, particularly in difficult circumstances. For students, it's the perfect way to ensure they still get the education they need, despite not being at school. However, it also requires a level of discipline and careful planning. That's why we've created this guide to help you understand different aspects of remote learning and to support them in ensuring their experience is as safe and secure as it can be.

- 1) Don't remote learn the same as classroom learning**  
Remote learning is not meant to be a perfect copy of classroom learning. It's important to be flexible and adapt to the new way of learning. Don't be too hard on yourself if you don't get everything done at once.
- 2) Use clear communication**  
A clear message is a message that is easy to understand. Use clear language and avoid jargon. If you're not sure, ask for clarification. Don't be afraid to ask for help.
- 3) Take regular screen breaks**  
Sitting at a computer for long periods of time can be tiring. Take regular breaks to get up and move. Use the 20-20-20 rule: every 20 minutes, look at something 20 feet away for 20 seconds.
- 4) Always conduct video learning in an open space**  
If you're using video learning, make sure you're in a well-lit, open space. This will help you stay focused and make it easier for others to see you.
- 5) Only communicate through approved school portals and platforms**  
It's important to keep your school communication secure. Only use the approved school portals and platforms for all communication. This will help protect your privacy and keep your information safe.
- 6) Stick to lesson times and guidelines around extra learning**  
Stick to the lesson times and guidelines set by your school. Don't overdo it. It's important to take breaks and get enough sleep. Don't let remote learning become a chore.
- 7) Don't share personal or other sensitive information**  
Don't share your personal information or other sensitive information online. This includes your name, address, phone number, and email address. Be careful of what you post on social media.
- 8) Don't use school platforms to discuss personal matters**  
It's important to keep your school communication focused on learning. Don't use school platforms to discuss personal matters. This will help keep the focus on your education.
- 9) Look after your mental health and wellbeing**  
Remote learning can be stressful. It's important to look after your mental health and wellbeing. Take breaks, get exercise, and talk to someone if you're feeling overwhelmed.

[www.nationalonlinesafety.com](https://www.nationalonlinesafety.com) Twitter: @NationalOnlineSafety Facebook: NationalOnlineSafety Instagram: @nationalonlinesafety

## Helping Home Learning

### Talk with Trust

Learning opportunities are everywhere. You can make anything a learning experience for your child, just follow the TRUST ideas.

- T** Take turns to make plans and predictions before starting a task  
"You think that we should have fish fingers for dinner? That's better than my pizza plan."  
"I wonder how many fish fingers everyone would like. What do you think?"
- R** Recap to check ideas and understanding as your child is helping  
"So, you think that we should dig the hole here? Why is that?"  
"Why do you think that the tower fell over when you added the last block?"
- U** Use encouragement and praise to keep children engaged in learning  
"I love your ideas for grandma's picture. Let's collect what we need and make it."  
"You thought so carefully about your picture, I wonder how it would look with stars on. What do you think?"
- S** Share prior knowledge & past experiences that link to what is being learnt  
"Have you learnt about things that float at school? Do you think that this bottle will float in your bath?"  
"Do you remember the counting we did when we watched Numberblocks? Let's do some more counting so we've got the right number of smiley faces."
- T** Tune-in and listen to your child—be curious about their interests  
"I didn't know you were so good at baking. I think the things that you make taste the very best!"  
"I know that you love dinosaurs. Shall we make some green dinosaur cutouts?"



The TRUST framework was adapted from 'High Quality Interactions' in the EEF's guidance report *Promoting the Learning of Literacy* (p.9)

# Children's University After School Club!



### Get curious!

Why do NASA send robots in to space? Visit their website to find out, write a fact sheet about your findings and have a go at designing your own robot

[tinyurl.com/yxfrxz62](https://tinyurl.com/yxfrxz62)

### Get creative!

Why not do a draw-along with illustrator Rob Biddulph

[tinyurl.com/y2jz3oke](https://tinyurl.com/y2jz3oke)

### Get moving!

Make up a dance routine to your favourite song and perform it to your family!

### 5 new things to do this week!

Each activity is worth 1 credit. To get a stamp code for Children's University Online email [contactus@childrensuniversity.co.uk](mailto:contactus@childrensuniversity.co.uk) with evidence - this could be a photograph, video, a work sheet, or writing about what you did!

### Get outside!

Why not make a bugs hotel for the creepy crawlies in your garden or nearest park

[tinyurl.com/y8367n8c](https://tinyurl.com/y8367n8c)

### Get wordy!

Have you made any new years resolutions? Write a poem about what you want to achieve in 2021

[childrensuniversity.co.uk/afterschoolclub](https://childrensuniversity.co.uk/afterschoolclub)

*Have a great weekend!*

## COVID-19 INFORMATION PAGE

### CATCH IT

Germs spread easily. Always carry tissues and use them to catch your cough or sneeze.



### BIN IT

Germs can live for several hours on tissues. Dispose of your tissue as soon as possible.



### KILL IT

Hands can transfer germs to every surface you touch. Clean your hands as soon as possible.



### Catch it! Bin it! Kill it!

We are entering the cold and flu season and with the current situation regarding Covid 19, it is even more important that children remember the Catch it! Bin It! Kill it! routine.

This, along with regular handwashing throughout the day is a vital way to reduce the transmission of infection, not only for Covid but also colds and flu during these challenging times.

Please reinforce the Catch it! Bin It! Kill it! routine with your children at home.

Thank you.



**If your child has:**  
**a high temperature**  
**a new, continuous cough, or**  
**a loss of, or change in, sense of**  
**smell or taste**

**This could be a sign of**  
**coronavirus**

**Book a test**

**If your child has:**  
**a runny nose, is sneezing or**  
**feeling unwell**  
**But they don't have:**  
**a high temperature**  
**a new, continuous cough, or**  
**a loss of, or change in,**  
**sense of smell or taste**

**These are**  
**not normally symptoms of**  
**coronavirus**

**Seek advice from a pharmacy, dial**  
**111 or see your GP**

### NHS APP

The new NHS Covid19 app is now available to download.

This app is available for anyone **aged 16 years and above**. Please follow the link for further information.

<https://covid19.nhs.uk/pdf/introducing-the-app.pdf>

### DFE HELPLINE FOR EDUCATION

The DfE have set up a helpline for Education advice regarding the Covid-19 virus for staff and parents.

Phone : 0800 046 8687

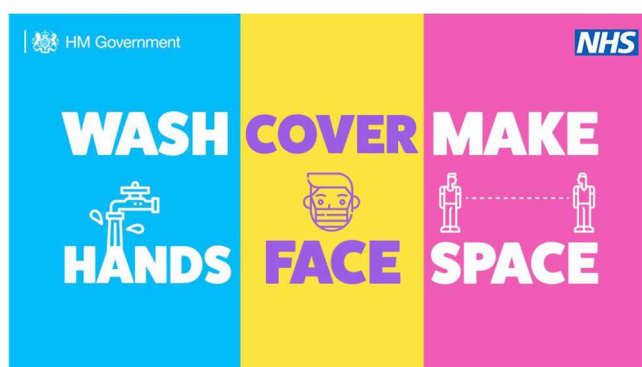
Email : [DfE.coronavirushelpline@education.gov.uk](mailto:DfE.coronavirushelpline@education.gov.uk)

Opening hours : 8am to 6pm (Monday to Friday)

### COVID TESTING - CALL 119

If parents or carers are unable to book a local Covid test slot, then they can use the email below explaining that the test is for a child attending a Plymouth school. The CCG team will triage those families with children and adults with symptoms and book them in for a test and provide information on how to get to the site. A priority is given to key worker parents, to help support the local key worker workforce and get staff back to work.

[d-ccg.cornwalldevon.urgenttesting@nhs.net](mailto:d-ccg.cornwalldevon.urgenttesting@nhs.net)



For upcoming events for the Plymouth Schools Sports Partnership or to read some of our blogs, please visit [www.yourschoolgames.com](http://www.yourschoolgames.com) and search for our school.  
<https://www.yourschoolgames.com/> <http://www.plymouthssp.co.uk/>

