

EYFS

Privacy and Security

What we covered:

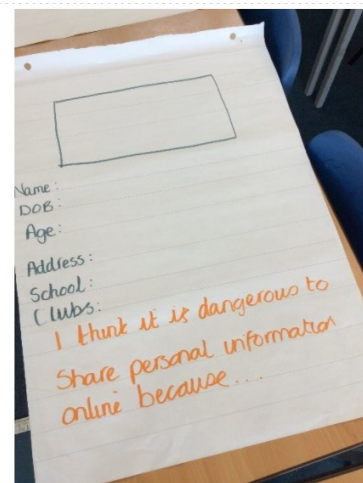

- I can begin to identify some simple examples of personal information (e.g. name, address, age, birthday, location).
- I can describe the people I can trust and can share personal information with; I can explain why I can trust them.
- I can recognise more detailed examples of information that is personal to me (e.g. where I live, my family's names, where I go to school).
- I can explain why I should always ask a trusted adult before I share any information about myself online.



Year 4 E-Safety

Private Information

In this term's E-Safety unit year 4 had a great discussion about the pros and cons of the internet and how to keep our private information, exactly that... PRIVATE!



E-Safety

'Privacy and Security'

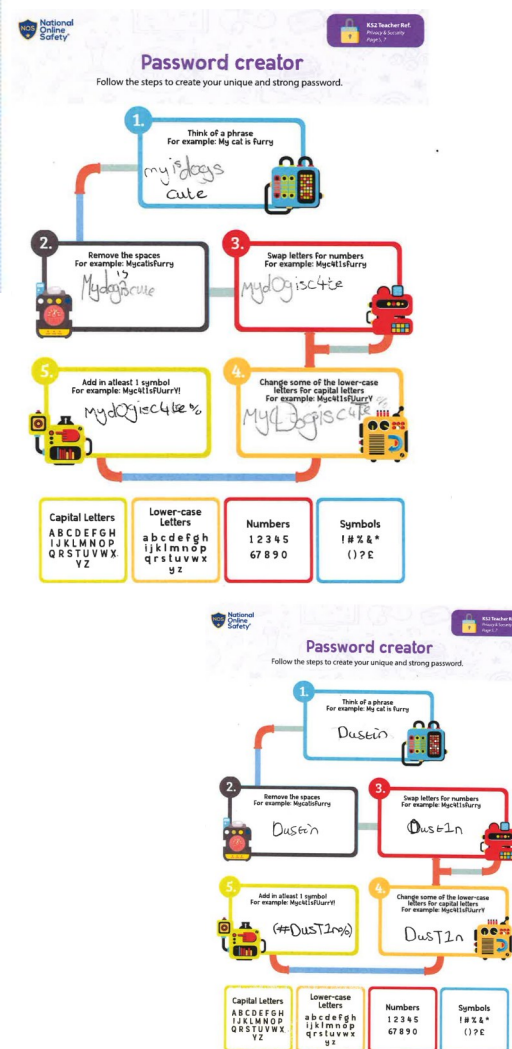
Beechwood

May 2021

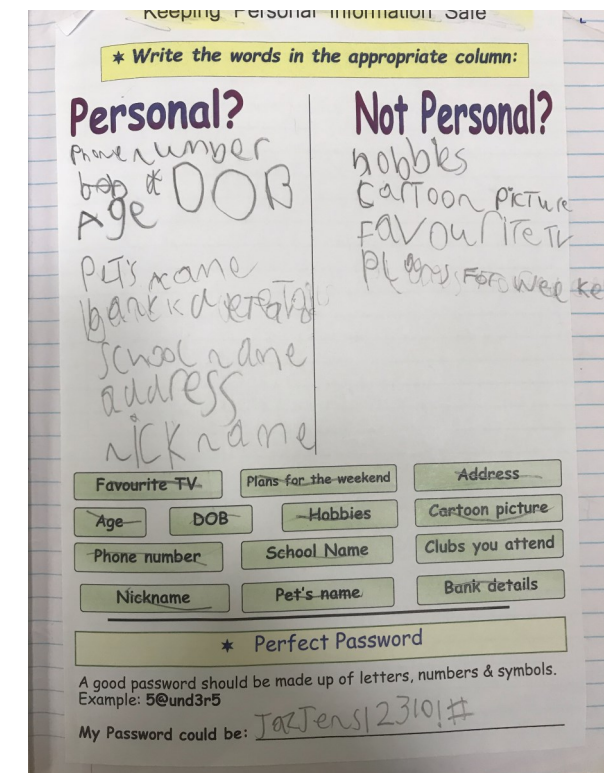
Children at Beechwood have spent time exploring what it means to be safe online. They have also learnt about how to maintain good levels of privacy and security whilst using the internet and a wide range of applications.

Join our National Online Safety Platform

This learning was supported by our E-safety resources available at: <http://nationalonlinesafety.com/enrol/beechwood-primary-school-pl6-6dx>



KS1



Tower class explored why we might use passwords, and why it is important to keep them to ourselves. We then thought of our own possible passwords that wouldn't be easy to guess - using letters, numbers and symbols.

We also discussed the difference between personal and non-personal information, and the importance of not sharing any personal information online to keep ourselves safe.

KS2

